




















Attorney General (Vote For 1)

| | | Percent | Votes |
|----------------------------|-----------------------------------------------------------------------------------|----------------|--------------|
| Tom Leonard (REP) |  | 14.38% | 2,269 |
| Dana Nessel (DEM) |  | 81.48% | 12,854 |
| Lisa Lane Gioia (LIB) |  | 1.85% | 292 |
| Gerald T. Van Sickle (UST) |  | 0.90% | 142 |
| Chris Graveline (NPA) |  | 1.21% | 191 |
| Rejected write-ins |  | 0.00% | 0 |
| Unassigned write-ins |  | 0.17% | 27 |
| | | | 15,775 |






United States Senator (Vote For 1)

| | | Percent | Votes |
|-----------------------------|-----------------------------------------------------------------------------------|----------------|--------------|
| John James (REP) |  | 15.63% | 2,520 |
| Debbie Stabenow (DEM) |  | 81.84% | 13,199 |
| George E. Huffman III (UST) |  | 0.91% | 147 |
| Marcia Squier (GRN) |  | 1.00% | 162 |
| John Howard Wilhelm (NLP) |  | 0.49% | 79 |
| Rejected write-ins |  | 0.00% | 0 |
| Unassigned write-ins |  | 0.13% | 21 |
| | | | 16,128 |



Representative in Congress 14th District (Vote For 1)

| | | Percent | Votes |
|-------------------------|-------------------------------------------------------------------------------------|----------------|--------------|
| Marc S. Herschfus (REP) |  | 12.69% | 2,003 |
| Brenda Lawrence (DEM) |  | 84.25% | 13,301 |
| Philip Kolody (WC) |  | 2.92% | 461 |
| Rejected write-ins |  | 0.00% | 0 |
| Unassigned write-ins |  | 0.14% | 22 |
| | | | 15,787 |

State Senator 12th District (Vote For 1)














| | | Percent | Votes |
|---------------------------|-------------------------------------------------------------------------------------|----------------|--------------|
| Michael D. McCreedy (REP) |  | 14.42% | 2,288 |
| Rosemary Bayer (DEM) |  | 83.46% | 13,246 |
| Jeff Pittel (LIB) |  | 1.92% | 304 |
| Rejected write-ins |  | 0.00% | 0 |
| Unassigned write-ins |  | 0.21% | 33 |
| | | | 15,871 |

Representative in State Legislature 29th District (Vote For 1)













| | | Percent | Votes |
|--------------------------|-------------------------------------------------------------------------------------|----------------|--------------|
| Timothy D. Carrier (REP) |  | 13.55% | 2,098 |
| Brenda Carter (DEM) |  | 86.20% | 13,345 |
| Rejected write-ins |  | 0.00% | 0 |
| Unassigned write-ins |  | 0.25% | 39 |
| | | | 15,482 |

Member of the State Board of Education (Vote For 2)













Member of the State Board of Education (Vote For 2)

| | | Percent | Votes |
|---------------------------|-----------------------------------------------------------------------------------|----------------|--------------|
| Tami Carlone (REP) |  | 6.83% | 1,880 |
| Richard Zeile (REP) |  | 5.95% | 1,640 |
| Judith P. Pritchett (DEM) |  | 39.67% | 10,924 |
| Tiffany Tilley (DEM) |  | 40.04% | 11,026 |
| Scotty Boman (LIB) |  | 1.55% | 426 |
| John J. Tatar (LIB) |  | 0.65% | 180 |
| Karen Adams (UST) |  | 1.07% | 294 |
| Douglas Levesque (UST) |  | 0.41% | 114 |
| Sherry A. Wells (GRN) |  | 0.74% | 203 |
| Mary Anne Hering (WC) |  | 1.76% | 485 |
| Logan R. Smith (WC) |  | 1.16% | 320 |
| Rejected write-ins |  | 0.00% | 0 |
| Unassigned write-ins |  | 0.17% | 48 |
| | | | 27,540 |

Regent of the University of Michigan (Vote For 2)

| | | Percent | Votes |
|-------------------------------|-------------------------------------------------------------------------------------|----------------|--------------|
| Andrea Fischer Newman (REP) |  | 7.33% | 1,973 |
| Andrew Richner (REP) |  | 6.33% | 1,705 |
| Jordan Acker (DEM) |  | 40.86% | 11,006 |
| Paul Brown (DEM) |  | 39.87% | 10,737 |
| James Lewis Hudler (LIB) |  | 0.79% | 212 |
| John Jascob (LIB) |  | 0.85% | 229 |
| Joe Sanger (UST) |  | 0.76% | 205 |
| Crystal Van Sickle (UST) |  | 1.38% | 372 |
| Kevin A. Graves (GRN) |  | 0.99% | 267 |
| Marge Katchmark Sallows (NLP) |  | 0.58% | 157 |
| Rejected write-ins |  | 0.00% | 0 |
| Unassigned write-ins |  | 0.26% | 70 |
| | | | 26,933 |











Trustee of Michigan State University (Vote For 2)

| | | Percent | Votes |
|-----------------------------------|-------------------------------------------------------------------------------------|----------------|--------------|
| Dave Dutch (REP) |  | 6.16% | 1,666 |
| Mike Miller (REP) |  | 7.01% | 1,895 |
| Brianna T. Scott (DEM) |  | 43.70% | 11,812 |
| Kelly Charron Tebay (DEM) |  | 37.64% | 10,172 |
| Bruce Campbell (LIB) |  | 1.25% | 339 |
| Tim Orzechowski (LIB) |  | 0.67% | 180 |
| Janet M. Sanger (UST) |  | 1.21% | 328 |
| John Paul Sanger (UST) |  | 0.75% | 204 |
| Aaron Mariasy (GRN) |  | 0.54% | 145 |
| Bridgette R. Abraham-Guzman (NLP) |  | 0.82% | 221 |
| Rejected write-ins |  | 0.00% | 0 |
| Unassigned write-ins |  | 0.24% | 66 |
| | | | 27,028 |





Governor of Wayne State University (Vote For 2)

| | | Percent | Votes |
|--|--|----------------|--------------|
| | | | |







Governor of Wayne State University (Vote For 2)

| | | Percent | Votes |
|-----------------------------|-----------------------------------------------------------------------------------|----------------|--------------|
| Diane Dunaskiss (REP) |  | 7.43% | 1,940 |
| David Nicholson (REP) |  | 6.52% | 1,703 |
| Bryan C. Barnhill (DEM) |  | 41.77% | 10,906 |
| Anil Kumar (DEM) |  | 39.60% | 10,339 |
| Jon Elgas (LIB) |  | 0.98% | 257 |
| John T. Hargenrader (LIB) |  | 0.82% | 214 |
| Christine C. Schwartz (UST) |  | 1.95% | 508 |
| Marc Joseph Sosnowski (UST) |  | 0.68% | 177 |
| Rejected write-ins |  | 0.00% | 0 |
| Unassigned write-ins |  | 0.25% | 66 |
| | | | 26,110 |






County Commissioner 10th District (Vote For 1)

| | | Percent | Votes |
|-----------------------|-----------------------------------------------------------------------------------|----------------|--------------|
| David B. Foster (REP) |  | 13.99% | 2,168 |
| Angela Powell (DEM) |  | 85.74% | 13,288 |
| Rejected write-ins |  | 0.00% | 0 |
| Unassigned write-ins |  | 0.27% | 42 |
| | | | 15,498 |

Justice of Supreme Court (Vote For 2)

| | | Percent | Votes |
|-------------------------|-------------------------------------------------------------------------------------|----------------|--------------|
| Samuel Bagenstos |  | 15.12% | 3,447 |
| Megan Kathleen Cavanagh |  | 31.28% | 7,129 |
| Elizabeth T. Clement |  | 23.16% | 5,279 |
| Doug Dern |  | 3.34% | 761 |
| Kerry Lee Morgan |  | 8.14% | 1,855 |
| Kurtis T. Wilder |  | 18.14% | 4,135 |
| Rejected write-ins |  | 0.00% | 0 |
| Unassigned write-ins |  | 0.82% | 186 |
| | | | 22,792 |

Judge of Court of Appeals 2nd District Incumbent Position (Vote For 3)

| | | Percent | Votes |
|----------------------|-------------------------------------------------------------------------------------|----------------|--------------|
| Elizabeth Gleicher |  | 32.00% | 7,768 |
| Kathleen Jansen |  | 36.28% | 8,807 |
| Deborah A. Servitto |  | 30.22% | 7,337 |
| Rejected write-ins |  | 0.00% | 0 |
| Unassigned write-ins |  | 1.50% | 365 |
| | | | 24,277 |








Judge of Court of Appeals 2nd District Incumbent Position Term Ending 01/01/2021 (Vote For 1)

| | | Percent | Votes |
|----------------------|-------------------------------------------------------------------------------------|----------------|--------------|
| Jonathan Tukel |  | 96.66% | 10,507 |
| Unassigned write-ins |  | 3.34% | 363 |
| Rejected write-ins |  | 0.00% | 0 |
| | | | 10,870 |





Judge of Circuit Court 6th Circuit Incumbent Position (Vote For 5)

| | | Percent | Votes |
|--|--|----------------|--------------|
| | | | |

Judge of Circuit Court 6th Circuit Incumbent Position (Vote For 5)

| | | Percent | Votes |
|------------------------|-----------------------------------------------------------------------------------|----------------|--------------|
| Leo Bowman |  | 27.36% | 10,192 |
| Karen D. McDonald |  | 18.85% | 7,023 |
| Phyllis McMillen |  | 17.34% | 6,462 |
| Denise Langford Morris |  | 20.25% | 7,543 |
| Michael Warren |  | 15.10% | 5,627 |
| Rejected write-ins |  | 0.00% | 0 |
| Unassigned write-ins |  | 1.10% | 411 |
| | | | 37,258 |

Judge of Circuit Court 6th Circuit Non-Incumbent Position (Vote For 1)

| | | Percent | Votes |
|----------------------|-----------------------------------------------------------------------------------|----------------|--------------|
| Dan Christ |  | 37.57% | 4,907 |
| Jake Cunningham |  | 60.65% | 7,921 |
| Rejected write-ins |  | 0.00% | 0 |
| Unassigned write-ins |  | 1.78% | 232 |
| | | | 13,060 |

Judge of Circuit Court 6th Circuit New Judgeship (Vote For 1)

| | | Percent | Votes |
|----------------------|-----------------------------------------------------------------------------------|----------------|--------------|
| Julie McDonald |  | 96.89% | 10,874 |
| Unassigned write-ins |  | 3.11% | 349 |
| Rejected write-ins |  | 0.00% | 0 |
| | | | 11,223 |







Judge of Probate Court Incumbent Position (Vote For 1)

| | | Percent | Votes |
|----------------------|-------------------------------------------------------------------------------------|----------------|--------------|
| Linda Susan Hallmark |  | 97.38% | 11,207 |
| Unassigned write-ins |  | 2.62% | 301 |
| Rejected write-ins |  | 0.00% | 0 |
| | | | 11,508 |

Judge of District Court 50th District Incumbent Position (Vote For 1)

| | | Percent | Votes |
|----------------------|-------------------------------------------------------------------------------------|----------------|--------------|
| Ronda Fowlkes Gross |  | 98.05% | 12,779 |
| Unassigned write-ins |  | 1.95% | 254 |
| Rejected write-ins |  | 0.00% | 0 |
| | | | 13,033 |














Board of Trustees Member Oakland Community College (Oakland County Portion Only) (Vote For 2)

| | | Percent | Votes |
|----------------------------|-------------------------------------------------------------------------------------|----------------|--------------|
| Paul Curtis |  | 15.07% | 3,109 |
| Pamala M. Davis |  | 30.99% | 6,395 |
| Danarius Monroe Hemphill |  | 12.89% | 2,659 |
| Christine Marie O'Sullivan |  | 16.42% | 3,389 |
| Margaret E. Perry |  | 17.48% | 3,608 |
| Bob Storc |  | 6.03% | 1,244 |
| Rejected write-ins |  | 0.00% | 0 |
| Unassigned write-ins |  | 1.12% | 232 |
| | | | 20,636 |


Board Member School Dist. of the City of Pontiac (Vote For 4)

| | | Percent | Votes |
|--|--|----------------|--------------|
| | | | |



Board Member School Dist. of the City of Pontiac (Vote For 4)

| | | Percent | Votes |
|-----------------------|-----------------------------------------------------------------------------------|---------|-------|
| Bethany Blackburn |  | 6.60% | 2,570 |
| Kenyada Bowman |  | 12.85% | 5,006 |
| Eisha Branner |  | 10.47% | 4,079 |
| William A. Carrington |  | 11.09% | 4,321 |
| ShaQuana Davis-Smith |  | 15.56% | 6,061 |
| Peter Durham |  | 5.67% | 2,209 |
| Albert Hodge |  | 5.19% | 2,022 |
| Suave LaVallis |  | 6.88% | 2,681 |
| Dubrae L. Newman |  | 4.13% | 1,609 |
| George Rogers |  | 6.64% | 2,587 |
| Caroll Y. Turpin |  | 14.15% | 5,515 |
| Rejected write-ins |  | 0.00% | 0 |
| Unassigned write-ins |  | 0.78% | 302 |
| | | 38,962 | |



Proposal 18-1 - State of Michigan (Vote For 1)

| | | Percent | Votes |
|-----|-----------------------------------------------------------------------------------|---------|--------|
| Yes |  | 67.79% | 10,644 |
| No |  | 32.21% | 5,058 |
| | | 15,702 | |

Proposal 18-2 - State of Michigan (Vote For 1)

| | | Percent | Votes |
|-----|-------------------------------------------------------------------------------------|---------|--------|
| Yes |  | 75.05% | 11,665 |
| No |  | 24.95% | 3,877 |
| | | 15,542 | |

Proposal 18-3 - State of Michigan (Vote For 1)

| | | Percent | Votes |
|-----|-------------------------------------------------------------------------------------|---------|--------|
| Yes |  | 85.24% | 13,482 |
| No |  | 14.76% | 2,334 |
| | | 15,816 | |

▼ [Custom Filter by Vote Type and Precinct](#)

Vote Type: Precinct: