



March 8, 2016 Presidential Primary

Registered Voters: 926,234  
 Ballots Cast: 372,723  
 Voter Turnout: 40.24 %

Precincts Partially Reported: 0 of 520  
 Precincts Completely Reported: 520 of 520  
 Precincts Percent Reported: 100.00 %

Website last updated 3/17/2016  
 10:25:57 AM EDT

**OFFICIAL RESULTS**

**USE YOUR BROWSER'S REFRESH BUTTON TO UPDATE RESULTS. DURING PEAK TIMES THE REFRESH MAY TAKE UP TO 2 MINUTES**

▼ [Download Reports](#)

Type	Description
Summary CSV	Comma separated values showing total votes received.
Detail XLS	Precinct level details for election results. Contains votes received by each choice in each contest in each precinct, by vote type.
Detail TXT	Precinct level details for election results. Contains votes received by each choice in each contest in each precinct, by vote type.
Detail XML	Precinct level details for election results. Contains votes received by each choice in each contest in each precinct, by vote type.

▼ [Custom Filter by Contest, Vote Type and Jurisdiction](#)

Contest:

Vote Type:

Jurisdiction:

Refresh

**BALLOTS CAST - REPUBLICAN PARTY (Vote For 0)**

	Percent	Votes
BALLOTS CAST - REPUBLICAN PARTY (REP)	100.00%	1,462
		1,462

**BALLOTS CAST - DEMOCRATIC PARTY (Vote For 0)**





	Percent	Votes
BALLOTS CAST - DEMOCRATIC PARTY (DEM)	100.00%	9,275
		9,275

**BALLOTS CAST - NONPARTISAN (Vote For 0)**






	Percent	Votes
BALLOTS CAST - NONPARTISAN	100.00%	113
		113

**PRESIDENT OF THE UNITED STATES (Vote For 1)**



	Percent	Votes
Jeb Bush (REP)	1.10%	16
Ben Carson (REP)	3.04%	44
Chris Christie (REP)	0.00%	0
Ted Cruz (REP)	24.17%	350
Carly Fiorina (REP)	0.21%	3
Lindsey Graham (REP)	0.28%	4
Mike Huckabee (REP)	0.28%	4
John R. Kasich (REP)	16.64%	241
George Pataki (REP)	0.07%	1
Rand Paul (REP)	0.41%	6

Marco Rubio (REP)		9.19%	133
Rick Santorum (REP)		0.07%	1
Donald J. Trump (REP)		42.40%	614
Uncommitted (REP)		2.14%	31
			1,448



**PRESIDENT OF THE UNITED STATES (Vote For 1)**

		Percent	Votes
Hillary Clinton (DEM)		67.59%	6,211
Roque Rocky De La Fuente (DEM)		0.13%	12
Martin J. O'Malley (DEM)		0.15%	14
Bernie Sanders (DEM)		31.15%	2,862
Uncommitted (DEM)		0.98%	90
			9,189



**PROPOSED CHARTER REVISION #1 - CITY OF PONTIAC (Vote For 1)**

		Percent	Votes
YES		71.36%	7,039
NO		28.64%	2,825
			9,864

**I. OPERATING MILLAGE RENEWAL PROPOSAL - SCHOOL DISTRICT OF THE CITY OF PONTIAC (Vote For 1)**

		Percent	Votes
YES		70.71%	7,416
NO		29.29%	3,072
			10,488

**II. MILLAGE PROPOSAL, BUILDING AND SITE SINKING FUND TAX LEVY - SCHOOL DISTRICT OF THE CITY OF PONTIAC (Vote For 1)**

		Percent	Votes
YES		68.34%	7,174
NO		31.66%	3,324
			10,498

▼ [Custom Filter by Vote Type and Precinct](#)

Vote Type:  Precinct: