



November 8, 2016 General Election

Registered Voters: 941,722
 Ballots Cast: 677,914
 Voter Turnout: 71.99 %

Precincts Partially Reported: 0 of 520
 Precincts Completely Reported: 520 of 520
 Precincts Percent Reported: 100.00 %

Last updated 11/9/2016 1:59:20 AM EST

UNOFFICIAL RESULTS

USE YOUR BROWSER'S REFRESH BUTTON TO UPDATE RESULTS. DURING PEAK TIMES THE REFRESH MAY TAKE UP TO 2 MINUTES

Download Reports

Type	Description
Summary CSV	Comma separated values showing total votes received.
Detail XLS	Precinct level details for election results. Contains votes received by each choice in each contest in each precinct, by vote type.
Detail TXT	Precinct level details for election results. Contains votes received by each choice in each contest in each precinct, by vote type.
Detail XML	Precinct level details for election results. Contains votes received by each choice in each contest in each precinct, by vote type.

Custom Filter by Contest, Vote Type and Jurisdiction

Contest:
 Vote Type:
 Jurisdiction:

Refresh

STRAIGHT PARTY TICKET (Vote For 1)

	Percent	Votes
Republican Party (REP)	10.60%	1,593
Democratic Party (DEM)	86.95%	13,064
Libertarian Party (LIB)	0.81%	121
U.S. Taxpayers Party (UST)	0.24%	36
Green Party (GRN)	0.60%	90
Natural Law Party (NLP)	0.11%	16
Working Class Party (WCP)	0.70%	105
		15,025

ELECTORS OF PRESIDENT AND VICE-PRESIDENT OF THE UNITED STATES (Vote For 1)

	Percent	Votes
Donald J. Trump (REP)	14.80%	2,987
Hillary Clinton (DEM)	81.80%	16,507
Gary Johnson (LIB)	1.73%	349
Darrell L. Castle (UST)	0.25%	50
Jill Stein (GRN)	0.95%	192
Emidio Mimi Soltysik (NLP)	0.06%	13
WRITE-IN	0.41%	82
		20,180

REPRESENTATIVE IN CONGRESS 14TH DISTRICT (Vote For 1)

	Percent	Votes
Howard Klausner (REP)	13.14%	2,596
Brenda L. Lawrence (DEM)	83.14%	16,427
Gregory Creswell (LIB)	1.91%	377
Marcia Squier (GRN)	1.61%	318
WRITE-IN	0.21%	41
		19,759











REPRESENTATIVE IN STATE LEGISLATURE 29TH DISTRICT (Vote For 1)

	Percent	Votes
Garren W. Griffith (REP)	13.71%	2,701
Tim Greimel (DEM)	82.84%	16,321
Artelia Marie Leak (GRN)	3.14%	619
WRITE-IN	0.31%	61
		19,702












MEMBER OF THE STATE BOARD OF EDUCATION (Vote For 2)

	Percent	Votes
Tom McMillin (REP)	7.59%	2,844
Nikki Snyder (REP)	6.80%	2,548









MEMBER OF THE STATE BOARD OF EDUCATION (Vote For 2)

		Percent	Votes
Ish Ahmed (DEM)		36.81%	13,785
John Austin (DEM)		38.62%	14,461
Scotty Boman (LIB)		2.29%	858
Bill Hall (LIB)		0.86%	322
Karen Adams (UST)		1.66%	623
Douglas Levesque (UST)		0.45%	167
Derek M. Grigsby (GRN)		0.72%	268
Sherry A. Wells (GRN)		1.32%	496
Mary Anne Hering (WCP)		2.67%	999
WRITE-IN		0.20%	76
		37,447	













REGENT OF THE UNIVERSITY OF MICHIGAN (Vote For 2)

		Percent	Votes
Carl Meyers (REP)		6.68%	2,488
Ron Weiser (REP)		6.87%	2,560
Laurence B. Deitch (DEM)		39.18%	14,597
Denise Ilitch (DEM)		41.20%	15,353
James Lewis Hudler (LIB)		0.99%	368
John Jascob (LIB)		0.99%	370
Audra Driscoll (UST)		1.16%	433
Richard A. Hewer (UST)		0.65%	243
Latham Redding (GRN)		1.01%	375
Bridgette Abraham-Guzman (NLP)		1.03%	385
WRITE-IN		0.24%	89
		37,261	

TRUSTEE OF MICHIGAN STATE UNIVERSITY (Vote For 2)

		Percent	Votes
William Deary (REP)		6.41%	2,381
Dan Kelly (REP)		7.14%	2,653
Dianne Byrum (DEM)		40.62%	15,090
Diann Woodard (DEM)		40.41%	15,011
Justin Burns (LIB)		1.42%	527
Gregory Scott Stempfle (LIB)		0.87%	324
Angela Grandy (UST)		1.64%	608
Will Tyler White (GRN)		1.24%	462
WRITE-IN		0.24%	89
		37,145	



GOVERNOR OF WAYNE STATE UNIVERSITY (Vote For 2)

		Percent	Votes
Michael J. Busuito (REP)		6.57%	2,432
Kimberly Shmina (REP)		6.57%	2,432
Yvette McElroy Anderson (DEM)		40.92%	15,139
Mark Gaffney (DEM)		39.75%	14,707
Bhagwan Dashairya (LIB)		0.83%	306
Al Seder (LIB)		0.85%	316
Robert Gale (UST)		1.04%	384
Marc Joseph Sosnowski (UST)		0.61%	225
Margaret Guttshall (GRN)		0.96%	356
Fran Shor (GRN)		0.82%	304
Wendy Goossen (NLP)		0.82%	302
WRITE-IN		0.25%	94
		36,997	



COUNTY EXECUTIVE (Vote For 1)




		Percent	Votes
L. Brooks Patterson (REP)		20.95%	4,141
Vicki Barnett (DEM)		77.95%	15,410
WRITE-IN		1.10%	218
		19,769	



PROSECUTING ATTORNEY (Vote For 1)




		Percent	Votes
Mike Goetz (REP)		14.50%	2,855
Jessica R. Cooper (DEM)		81.02%	15,957
Steve Afton (LIB)		4.12%	811



PROSECUTING ATTORNEY (Vote For 1)			Percent	Votes
WRITE-IN			0.37%	72
				19,695
SHERIFF (Vote For 1)			Percent	Votes
Michael J. Bouchard (REP)			25.41%	5,006
Craig S. Covey (DEM)			73.93%	14,566
WRITE-IN			0.66%	130
				19,702
CLERK/REGISTER OF DEEDS (Vote For 1)			Percent	Votes
Bill Bullard, Jr. (REP)			13.92%	2,722
Lisa Brown (DEM)			85.26%	16,670
WRITE-IN			0.82%	161
				19,553
TREASURER (Vote For 1)			Percent	Votes
John P. McCulloch (REP)			14.39%	2,822
Andy Meisner (DEM)			84.68%	16,604
WRITE-IN			0.92%	181
				19,607
WATER RESOURCES COMMISSIONER (Vote For 1)			Percent	Votes
Robert E. Buxbaum (REP)			13.86%	2,701
Jim Nash (DEM)			85.40%	16,642
WRITE-IN			0.73%	143
				19,486
COUNTY COMMISSIONER 10TH DISTRICT (Vote For 1)			Percent	Votes
David B. Foster (REP)			13.68%	2,659
David Bowman (DEM)			85.34%	16,583
WRITE-IN			0.97%	189
				19,431
JUSTICE OF SUPREME COURT (Vote For 1)			Percent	Votes
Doug Dern			16.77%	2,587
Frank Szymanski			20.10%	3,101
David Viviano			60.65%	9,358
WRITE-IN			2.48%	383
				15,429
JUSTICE OF SUPREME COURT - INCUMBENT POSITION - PARTIAL TERM ENDING JANUARY 1, 2019 (Vote For 1)			Percent	Votes
Joan Larsen			32.78%	5,139
Kerry L. Morgan			14.66%	2,299
Deborah Thomas			50.78%	7,961
WRITE-IN			1.77%	278
				15,677
JUDGE OF COURT OF APPEALS - 2ND DISTRICT - INCUMBENT POSITION (Vote For 1)			Percent	Votes
Colleen A. O'Brien			95.01%	13,298
WRITE-IN			4.99%	699
				13,997
JUDGE OF CIRCUIT COURT - 6TH CIRCUIT - INCUMBENT POSITION (Vote For 4)			Percent	Votes
Rae Lee Chabot			20.46%	6,195
Hala Jarbou			17.87%	5,410
Cheryl A. Matthews			32.66%	9,889
Daniel Patrick O'Brien			27.35%	8,281
WRITE-IN			1.65%	500
				30,275



















JUDGE OF CIRCUIT COURT - 6TH CIRCUIT - INCUMBENT POSITION - PARTIAL TERM ENDING JANUARY 1, 2021 (Vote For 1)			Percent	Votes
Jeffery S. Matis			94.68%	12,678
WRITE-IN			5.32%	712
				13,390






JUDGE OF CIRCUIT COURT - 6TH CIRCUIT - NON-INCUMBENT POSITION (Vote For 1)			Percent	Votes
Lorie Savin			32.76%	4,820
Victoria Valentine			64.61%	9,508
WRITE-IN			2.63%	387
				14,715



JUDGE OF PROBATE COURT - INCUMBENT POSITION (Vote For 1)			Percent	Votes
Kathleen Ryan			95.27%	12,459
WRITE-IN			4.73%	618
				13,077



JUDGE OF PROBATE COURT - NON-INCUMBENT POSITION (Vote For 1)			Percent	Votes
Jennifer Callaghan			65.01%	9,255
Karen Geibel			32.12%	4,572
WRITE-IN			2.87%	409
				14,236

JUDGE OF DISTRICT COURT - 50TH DISTRICT - INCUMBENT POSITION (Vote For 1)			Percent	Votes
Preston G. Thomas			96.69%	13,908
WRITE-IN			3.31%	476
				14,384








BOARD OF TRUSTEES MEMBER OAKLAND COMMUNITY COLLEGE (OAKLAND COUNTY PORTION ONLY) (Vote For 3)			Percent	Votes
Evan Agnello			2.74%	942
Susan E. Anderson			11.99%	4,121
Kathleen Anna Bertolini			5.69%	1,957
Jessica Gingell			8.73%	2,999
Pam Jackson			13.60%	4,674
Thomas W. Kelly			5.19%	1,785
Thomas E. Kuhn			5.49%	1,885
Terrell VanCleeef Lockhart			3.42%	1,177
Max C. Milstein			2.92%	1,005
Emily Mixter			5.55%	1,909
Charles E. Murphy			10.86%	3,732
Christian Noordhoorn			2.38%	817
James Paul O'Riley			5.10%	1,753
John Randle, Sr.			4.39%	1,508
E. Wadsworth Sherrod III			2.61%	896
Eric J. Siegel			5.59%	1,922
Tim Terpening			2.23%	766
WRITE-IN			1.51%	518
				34,366








BOARD MEMBER SCHOOL DISTRICT OF THE CITY OF PONTIAC (Vote For 3)			Percent	Votes
Mike McGuinness			24.66%	7,475
Dubrae L. Newman			20.28%	6,148
Kerry Tolbert			25.74%	7,803
Sherman Williams II			28.05%	8,502
WRITE-IN			1.28%	387
				30,315






A PROPOSAL AUTHORIZING THE REGIONAL TRANSIT AUTHORITY OF SOUTHEAST MICHIGAN (RTA) TO LEVY AN ASSESSMENT - REGIONAL TRANSIT AUTHORITY OF SOUTHEAST MICHIGAN (OAKLAND COUNTY PORTION ONLY) (Vote For 1)			Percent	Votes
YES			63.07%	11,082
NO			36.93%	6,489
				17,571





MILLAGE PROPOSITION TO EXPEND FUND FOR YOUTH CENTERS - CITY OF PONTIAC (Vote For 1)			Percent	Votes
YES			70.44%	12,671
NO			29.56%	5,317
				17,988













[Custom Filter by Vote Type and Precinct](#)
 Vote Type: Precinct:


STRAIGHT PARTY TICKET (Vote For 1)			Percent	Votes
520 of 520 Precincts Reporting				
Republican Party (REP)			4.09%	42
Democratic Party (DEM)			93.37%	958
Libertarian Party (LIB)			0.58%	6
U.S. Taxpayers Party (UST)			0.29%	3
Green Party (GRN)			0.88%	9
Natural Law Party (NLP)			0.10%	1
Working Class Party (WCP)			0.68%	7
				1,026

ELECTORS OF PRESIDENT AND VICE-PRESIDENT OF THE UNITED STATES (Vote For 1)			Percent	Votes
520 of 520 Precincts Reporting				
Donald J. Trump (REP)			5.28%	66
Hillary Clinton (DEM)			91.77%	1,148
Gary Johnson (LIB)			0.88%	11
Darrell L. Castle (UST)			0.40%	5
Jill Stein (GRN)			1.20%	15
Emidio Mimi Soltysik (NLP)			0.16%	2
WRITE-IN			0.32%	4
				1,251











REPRESENTATIVE IN CONGRESS 14TH DISTRICT (Vote For 1)			Percent	Votes
126 of 126 Precincts Reporting				
Howard Klausner (REP)			5.02%	62
Brenda L. Lawrence (DEM)			92.31%	1,140
Gregory Creswell (LIB)			1.30%	16
Marcia Squier (GRN)			1.30%	16
WRITE-IN			0.08%	1
				1,235

REPRESENTATIVE IN STATE LEGISLATURE 29TH DISTRICT (Vote For 1)			Percent	Votes
33 of 33 Precincts Reporting				
Garren W. Griffith (REP)			5.44%	67
Tim Greimel (DEM)			91.23%	1,124
Artelia Marie Leak (GRN)			3.25%	40
WRITE-IN			0.08%	1
				1,232

MEMBER OF THE STATE BOARD OF EDUCATION (Vote For 2)			Percent	Votes
520 of 520 Precincts Reporting				
Tom McMillin (REP)			3.31%	78
Nikki Snyder (REP)			2.97%	70
Ish Ahmed (DEM)			41.60%	980
John Austin (DEM)			42.74%	1,007
Scotty Boman (LIB)			1.78%	42
Bill Hall (LIB)			0.59%	14
Karen Adams (UST)			1.83%	43
Douglas Levesque (UST)			0.04%	1
Derek M. Grigsby (GRN)			0.81%	19
Sherry A. Wells (GRN)			1.36%	32
Mary Anne Hering (WCP)			2.72%	64
WRITE-IN			0.25%	6
				2,356










REGENT OF THE UNIVERSITY OF MICHIGAN (Vote For 2)			Percent	Votes
520 of 520 Precincts Reporting				
Carl Meyers (REP)			2.78%	66

REGENT OF THE UNIVERSITY OF MICHIGAN (Vote For 2)

		Percent	Votes
Ron Weiser (REP)		2.53%	60
Laurence B. Deitch (DEM)		43.87%	1,041
Denise Ilitch (DEM)		45.81%	1,087
James Lewis Hudler (LIB)		0.72%	17
John Jascob (LIB)		0.42%	10
Audra Driscoll (UST)		0.97%	23
Richard A. Hewer (UST)		0.51%	12
Latham Redding (GRN)		1.10%	26
Bridgette Abraham-Guzman (NLP)		0.93%	22
WRITE-IN		0.38%	9
			2,373













TRUSTEE OF MICHIGAN STATE UNIVERSITY (Vote For 2)

520 of 520 Precincts Reporting

		Percent	Votes
William Deary (REP)		2.15%	51
Dan Kelly (REP)		2.53%	60
Dianne Byrum (DEM)		44.70%	1,062
Diann Woodard (DEM)		45.45%	1,080
Justin Burns (LIB)		1.47%	35
Gregory Scott Stempfle (LIB)		0.72%	17
Angela Grandy (UST)		1.60%	38
Will Tyler White (GRN)		1.14%	27
WRITE-IN		0.25%	6
			2,376


GOVERNOR OF WAYNE STATE UNIVERSITY (Vote For 2)

520 of 520 Precincts Reporting

		Percent	Votes
Michael J. Busuito (REP)		2.37%	56
Kimberly Shmina (REP)		2.63%	62
Yvette McElroy Anderson (DEM)		45.78%	1,080
Mark Gaffney (DEM)		44.17%	1,042
Bhagwan Dashairya (LIB)		0.76%	18
Al Seder (LIB)		0.81%	19
Robert Gale (UST)		0.76%	18
Marc Joseph Sosnowski (UST)		0.34%	8
Margaret Guttshall (GRN)		0.93%	22
Fran Shor (GRN)		0.64%	15
Wendy Goossen (NLP)		0.59%	14
WRITE-IN		0.21%	5
			2,359





COUNTY EXECUTIVE (Vote For 1)

520 of 520 Precincts Reporting

		Percent	Votes
L. Brooks Patterson (REP)		10.35%	126
Vicki Barnett (DEM)		87.67%	1,067
WRITE-IN		1.97%	24
			1,217




PROSECUTING ATTORNEY (Vote For 1)

520 of 520 Precincts Reporting

		Percent	Votes
Mike Goetz (REP)		5.44%	67
Jessica R. Cooper (DEM)		89.44%	1,101
Steve Afton (LIB)		4.47%	55
WRITE-IN		0.65%	8
			1,231



SHERIFF (Vote For 1)




520 of 520 Precincts Reporting




		Percent	Votes
Michael J. Bouchard (REP)		13.40%	164
Craig S. Covey (DEM)		85.70%	1,049
WRITE-IN		0.90%	11
			1,224


CLERK/REGISTER OF DEEDS (Vote For 1)





520 of 520 Precincts Reporting





CLERK/REGISTER OF DEEDS (Vote For 1)			Percent	Votes
Bill Bullard, Jr. (REP)			4.99%	61
Lisa Brown (DEM)			93.70%	1,145
WRITE-IN			1.31%	16
				1,222



TREASURER (Vote For 1)			Percent	Votes
520 of 520 Precincts Reporting				
John P. McCulloch (REP)			5.82%	71
Andy Meisner (DEM)			92.95%	1,134
WRITE-IN			1.23%	15
				1,220






WATER RESOURCES COMMISSIONER (Vote For 1)			Percent	Votes
520 of 520 Precincts Reporting				
Robert E. Buxbaum (REP)			5.72%	70
Jim Nash (DEM)			93.13%	1,139
WRITE-IN			1.14%	14
				1,223



COUNTY COMMISSIONER 10TH DISTRICT (Vote For 1)			Percent	Votes
21 of 21 Precincts Reporting				
David B. Foster (REP)			5.66%	69
David Bowman (DEM)			93.11%	1,135
WRITE-IN			1.23%	15
				1,219




JUSTICE OF SUPREME COURT (Vote For 1)			Percent	Votes
520 of 520 Precincts Reporting				
Doug Dern			26.72%	252
Frank Szymanski			18.45%	174
David Viviano			51.75%	488
WRITE-IN			3.08%	29
				943



JUSTICE OF SUPREME COURT - INCUMBENT POSITION - PARTIAL TERM ENDING JANUARY 1, 2019 (Vote For 1)			Percent	Votes
520 of 520 Precincts Reporting				
Joan Larsen			27.23%	269
Kerry L. Morgan			13.36%	132
Deborah Thomas			57.69%	570
WRITE-IN			1.72%	17
				988




JUDGE OF COURT OF APPEALS - 2ND DISTRICT - INCUMBENT POSITION (Vote For 1)			Percent	Votes
520 of 520 Precincts Reporting				
Colleen A. O'Brien			93.01%	798
WRITE-IN			6.99%	60
				858



JUDGE OF CIRCUIT COURT - 6TH CIRCUIT - INCUMBENT POSITION (Vote For 4)			Percent	Votes
520 of 520 Precincts Reporting				
Rae Lee Chabot			19.97%	370
Hala Jarbou			17.54%	325
Cheryl A. Matthews			32.81%	608
Daniel Patrick O'Brien			27.04%	501
WRITE-IN			2.64%	49
				1,853



















JUDGE OF CIRCUIT COURT - 6TH CIRCUIT - INCUMBENT POSITION - PARTIAL TERM ENDING JANUARY 1, 2021 (Vote For 1)			Percent	Votes
520 of 520 Precincts Reporting				
Jeffery S. Matis			91.60%	785
WRITE-IN			8.40%	72
				857






JUDGE OF CIRCUIT COURT - 6TH CIRCUIT - NON-INCUMBENT POSITION (Vote For 1)		
520 of 520 Precincts Reporting		
		Percent Votes
Lorie Savin		26.76% 251
Victoria Valentine		70.04% 657
WRITE-IN		3.20% 30
		938



JUDGE OF PROBATE COURT - INCUMBENT POSITION (Vote For 1)		
520 of 520 Precincts Reporting		
		Percent Votes
Kathleen Ryan		93.81% 773
WRITE-IN		6.19% 51
		824

JUDGE OF PROBATE COURT - NON-INCUMBENT POSITION (Vote For 1)		
520 of 520 Precincts Reporting		
		Percent Votes
Jennifer Callaghan		60.36% 542
Karen Geibel		36.08% 324
WRITE-IN		3.56% 32
		898

JUDGE OF DISTRICT COURT - 50TH DISTRICT - INCUMBENT POSITION (Vote For 1)		
21 of 21 Precincts Reporting		
		Percent Votes
Preston G. Thomas		95.74% 899
WRITE-IN		4.26% 40
		939

BOARD OF TRUSTEES MEMBER OAKLAND COMMUNITY COLLEGE (OAKLAND COUNTY PORTION ONLY) (Vote For 3)		
513 of 513 Precincts Reporting		
		Percent Votes
Evan Agnello		2.78% 63
Susan E. Anderson		14.22% 322
Kathleen Anna Bertolini		5.39% 122
Jessica Gingell		9.18% 208
Pam Jackson		15.85% 359
Thomas W. Kelly		4.94% 112
Thomas E. Kuhn		4.77% 108
Terrell VanCleaf Lockhart		3.36% 76
Max C. Milstein		2.34% 53
Emily Mixter		5.83% 132
Charles E. Murphy		11.13% 252
Christian Noordhoorn		1.68% 38
James Paul O'Rilley		3.36% 76
John Randle, Sr.		2.96% 67
E. Wadsworth Sherrod III		2.21% 50
Eric J. Siegel		4.81% 109
Tim Terpening		3.44% 78
WRITE-IN		1.77% 40
		2,265

BOARD MEMBER SCHOOL DISTRICT OF THE CITY OF PONTIAC (Vote For 3)		
33 of 33 Precincts Reporting		
		Percent Votes
Mike McGuinness		22.46% 448
Dubrae L. Newman		18.95% 378
Kerry Tolbert		24.76% 494
Sherman Williams II		32.03% 639
WRITE-IN		1.80% 36
		1,995

A PROPOSAL AUTHORIZING THE REGIONAL TRANSIT AUTHORITY OF SOUTHEAST MICHIGAN (RTA) TO LEVY AN ASSESSMENT - REGIONAL TRANSIT AUTHORITY OF SOUTHEAST MICHIGAN (OAKLAND COUNTY PORTION ONLY) (Vote For 1)		
520 of 520 Precincts Reporting		
		Percent Votes
YES		65.35% 711
NO		34.65% 377
		1,088

MILLAGE PROPOSITION TO EXPEND FUND FOR YOUTH CENTERS - CITY OF PONTIAC (Vote For 1)		
21 of 21 Precincts Reporting		

MILLAGE PROPOSITION TO EXPEND FUND FOR YOUTH CENTERS - CITY OF PONTIAC (Vote For 1)			Percent	Votes
YES			74.30%	827
NO			25.70%	286
				1,113

Copyright © 2016 Powered by - [Scovi](#)