



August 2, 2016 Primary Election

Registered Voters: 934,893  
 Ballots Cast: 186,618  
 Voter Turnout: 19.96 %

Precincts Partially Reported: 0 of 520  
 Precincts Completely Reported: 520 of 520  
 Precincts Percent Reported: 100.00 %

Last updated 9/6/2016 4:23:05 PM EDT

**OFFICIAL RESULTS**

USE YOUR BROWSER'S REFRESH BUTTON TO UPDATE RESULTS. DURING PEAK TIMES THE REFRESH MAY TAKE UP TO 2 MINUTES

▼ [Download Reports](#)

Type	Description
Summary CSV	Comma separated values showing total votes received.
Detail XLS	Precinct level details for election results. Contains votes received by each choice in each contest in each precinct, by vote type.
Detail TXT	Precinct level details for election results. Contains votes received by each choice in each contest in each precinct, by vote type.
Detail XML	Precinct level details for election results. Contains votes received by each choice in each contest in each precinct, by vote type.

▼ [Custom Filter by Contest, Vote Type and Jurisdiction](#)

Contest: All  
 Vote Type: All  
 Jurisdiction: Pontiac City

Refresh

BALLOTS CAST - REPUBLICAN PARTY (Vote For 0)		Percent	Votes
BALLOTS CAST - REPUBLICAN PARTY (REP)		100.00%	498
BALLOTS CAST - DEMOCRATIC PARTY (Vote For 0)		Percent	Votes
BALLOTS CAST - DEMOCRATIC PARTY (DEM)		100.00%	3,215
BALLOTS CAST - NONPARTISAN (Vote For 0)		Percent	Votes
BALLOTS CAST - NONPARTISAN		100.00%	265
BALLOTS CAST - CROSSOVER (Vote For 0)		Percent	Votes
BALLOTS CAST - CROSSOVER (CRS)		100.00%	218
REPRESENTATIVE IN CONGRESS 14TH DISTRICT (Vote For 1)		Percent	Votes
Howard Klausner (REP)		98.30%	404
WRITE-IN (REP)		1.70%	7
REPRESENTATIVE IN CONGRESS 14TH DISTRICT (Vote For 1)		Percent	Votes
Brenda L. Lawrence (DEM)		87.98%	2,782
Terrance Morrison (DEM)		5.82%	184
Vanessa Moss (DEM)		5.95%	188
WRITE-IN (DEM)		0.25%	8
REPRESENTATIVE IN STATE LEGISLATURE 29TH DISTRICT (Vote For 1)		Percent	Votes
Garren W. Griffith (REP)		53.35%	223
Peter Trzos (REP)		45.69%	191
WRITE-IN (REP)		0.96%	4
REPRESENTATIVE IN STATE LEGISLATURE 29TH DISTRICT (Vote For 1)			418

**PROSECUTING ATTORNEY (Vote For 1)**

		<b>Percent</b>	<b>Votes</b>
Tim Greimel (DEM)		99.26%	3,075
WRITE-IN (DEM)		0.74%	23
		<hr/>	3,098



**COUNTY EXECUTIVE (Vote For 1)**

		<b>Percent</b>	<b>Votes</b>
L. Brooks Patterson (REP)		98.48%	455
WRITE-IN (REP)		1.52%	7
		<hr/>	462



**COUNTY EXECUTIVE (Vote For 1)**

		<b>Percent</b>	<b>Votes</b>
Vicki Barnett (DEM)		75.17%	2,162
Mark Danowski (DEM)		24.20%	696
WRITE-IN (DEM)		0.63%	18
		<hr/>	2,876



**PROSECUTING ATTORNEY (Vote For 1)**

		<b>Percent</b>	<b>Votes</b>
Mike Goetz (REP)		99.27%	406
WRITE-IN (REP)		0.73%	3
		<hr/>	409



**PROSECUTING ATTORNEY (Vote For 1)**

		<b>Percent</b>	<b>Votes</b>
Jessica R. Cooper (DEM)		98.54%	2,842
WRITE-IN (DEM)		1.46%	42
		<hr/>	2,884




**SHERIFF (Vote For 1)**

		<b>Percent</b>	<b>Votes</b>
Michael J. Bouchard (REP)		99.35%	459
WRITE-IN (REP)		0.65%	3
		<hr/>	462

**SHERIFF (Vote For 1)**

		<b>Percent</b>	<b>Votes</b>
Craig S. Covey (DEM)		98.21%	2,634
WRITE-IN (DEM)		1.79%	48
		<hr/>	2,682

**CLERK/REGISTER OF DEEDS (Vote For 1)**

		<b>Percent</b>	<b>Votes</b>
Tina Barton (REP)		48.87%	216
Bill Bullard, Jr. (REP)		50.45%	223
WRITE-IN (REP)		0.68%	3
		<hr/>	442

**CLERK/REGISTER OF DEEDS (Vote For 1)**

		<b>Percent</b>	<b>Votes</b>
Lisa Brown (DEM)		83.03%	2,476
Michael D. Smith (DEM)		16.60%	495
WRITE-IN (DEM)		0.37%	11
		<hr/>	2,982

**TREASURER (Vote For 1)**

		<b>Percent</b>	<b>Votes</b>
John P. McCulloch (REP)		99.28%	415
WRITE-IN (REP)		0.72%	3
		<hr/>	418

**TREASURER (Vote For 1)**

		<b>Percent</b>	<b>Votes</b>
--	--	----------------	--------------

**CITY OF PONTIAC (Vote For 1)**

		Percent	Votes
Andy Meisner (DEM)	<div style="width: 98.90%;"></div>	98.90%	2,890
WRITE-IN (DEM)	<div style="width: 1.10%;"></div>	1.10%	32
			2,922

**WATER RESOURCES COMMISSIONER (Vote For 1)**

		Percent	Votes
Robert E. Buxbaum (REP)	<div style="width: 98.77%;"></div>	98.77%	403
WRITE-IN (REP)	<div style="width: 1.23%;"></div>	1.23%	5
			408

**WATER RESOURCES COMMISSIONER (Vote For 1)**

		Percent	Votes
Jim Nash (DEM)	<div style="width: 98.73%;"></div>	98.73%	2,801
WRITE-IN (DEM)	<div style="width: 1.27%;"></div>	1.27%	36
			2,837

**COUNTY COMMISSIONER 10TH DISTRICT (Vote For 1)**

		Percent	Votes
David B. Foster (REP)	<div style="width: 53.77%;"></div>	53.77%	221
Terry Haines (REP)	<div style="width: 45.74%;"></div>	45.74%	188
WRITE-IN (REP)	<div style="width: 0.49%;"></div>	0.49%	2
			411

**COUNTY COMMISSIONER 10TH DISTRICT (Vote For 1)**

		Percent	Votes
David Bowman (DEM)	<div style="width: 99.21%;"></div>	99.21%	3,005
WRITE-IN (DEM)	<div style="width: 0.79%;"></div>	0.79%	24
			3,029

**OAKLAND COUNTY ZOOLOGICAL AUTHORITY RENEWAL MILLAGE (Vote For 1)**

		Percent	Votes
YES	<div style="width: 73.23%;"></div>	73.23%	2,785
NO	<div style="width: 26.77%;"></div>	26.77%	1,018
			3,803

**MILLAGE PROPOSITION TO PROVIDE SERVICES FOR SENIOR CITIZENS - CITY OF PONTIAC (Vote For 1)**

		Percent	Votes
YES	<div style="width: 85.45%;"></div>	85.45%	3,311
NO	<div style="width: 14.55%;"></div>	14.55%	564
			3,875

**LIBRARY RENEWAL MILLAGE PROPOSAL - CITY OF PONTIAC (Vote For 1)**

		Percent	Votes
YES	<div style="width: 80.97%;"></div>	80.97%	3,123
NO	<div style="width: 19.03%;"></div>	19.03%	734
			3,857

**PROPOSED CHARTER REVISION #1 - CITY OF PONTIAC (Vote For 1)**

		Percent	Votes
YES	<div style="width: 71.36%;"></div>	71.36%	2,688
NO	<div style="width: 28.64%;"></div>	28.64%	1,079
			3,767

**PROPOSED CHARTER REVISION #2 - CITY OF PONTIAC (Vote For 1)**

		Percent	Votes
YES	<div style="width: 69.65%;"></div>	69.65%	2,350
NO	<div style="width: 30.35%;"></div>	30.35%	1,024
			3,374

Custom Filter by Vote Type and Precinct  
 Vote Type: -- Select -- Precinct: -- Select -- Refresh